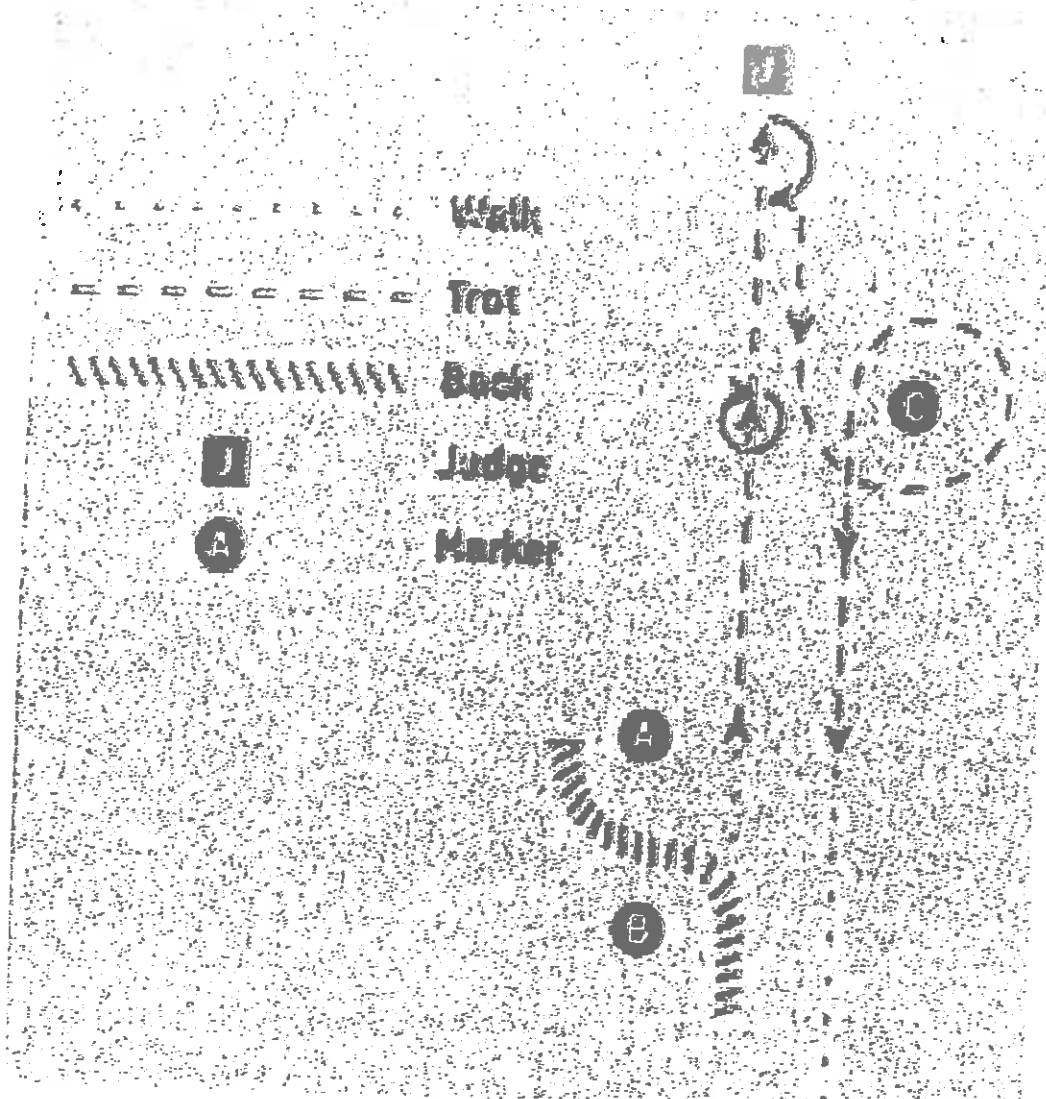


CLASS 69

Senior Showmanship Sweepstakes Show off

1. Be ready at A
2. Back from A to B as shown
3. Walk to A
4. Pick up trot stop at C
5. Perform 360 degree turn
6. Trot to Judge. Stop and set up for inspection
7. When dismissed perform 180 degree turn.
8. Trot and trot around C as shown
9. Trot to A
10. Drop down to a walk and follow ring person

instructions




SHOWMANSHIP

WESTERN PONIES

EXHIBITORS

13 & UP, 8 - 12


CLASS 70 & 71



Be ready at A.

1. Walk to B.
2. Trot to C.
3. Stop and set up for inspection.
4. When dismissed, back approximately one horse length.

Follow the instructions of your ring steward.




GRAND CHAMPION & RESERVE CHAMPION
SHOWMANSHIP

WESTERN PONIES

8 - 19

CLASS 72

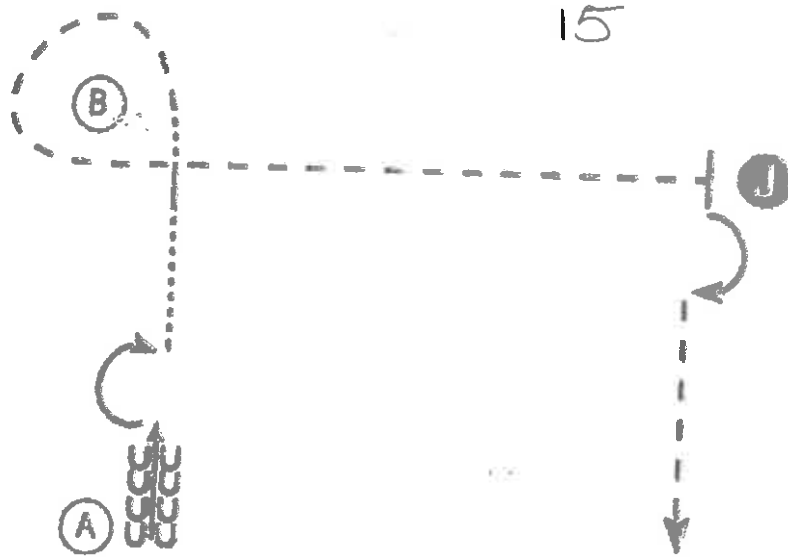


1. Be ready at A
2. Back from A to B as shown
3. Walk to A
4. Pick up trot, stop at C
5. Perform 360 degree turn
6. Trot to Judge, stop and set up for Inspection
7. When dismiss perform 180 degree turn
8. Trot and trot around C as shown
9. Continuing trotting to A
10. Drop down to walk, follow ring person instructions

CLASS 73, 74, 75
WESTERN SHOWMANSHIP

EXHIBITORS 17 & UP

16
15



1. At A back 4 steps
2. Perform a 180 degree turn
3. Walk to B
4. At B trot around B and to the judge, set up for inspection
5. When dismissed perform a 90 degree turn and trot straight away from the judge

Walk
Trot	- - - - -
Back	← UUUU UUUU
Marker	⊙ B
Judge	⊙ J

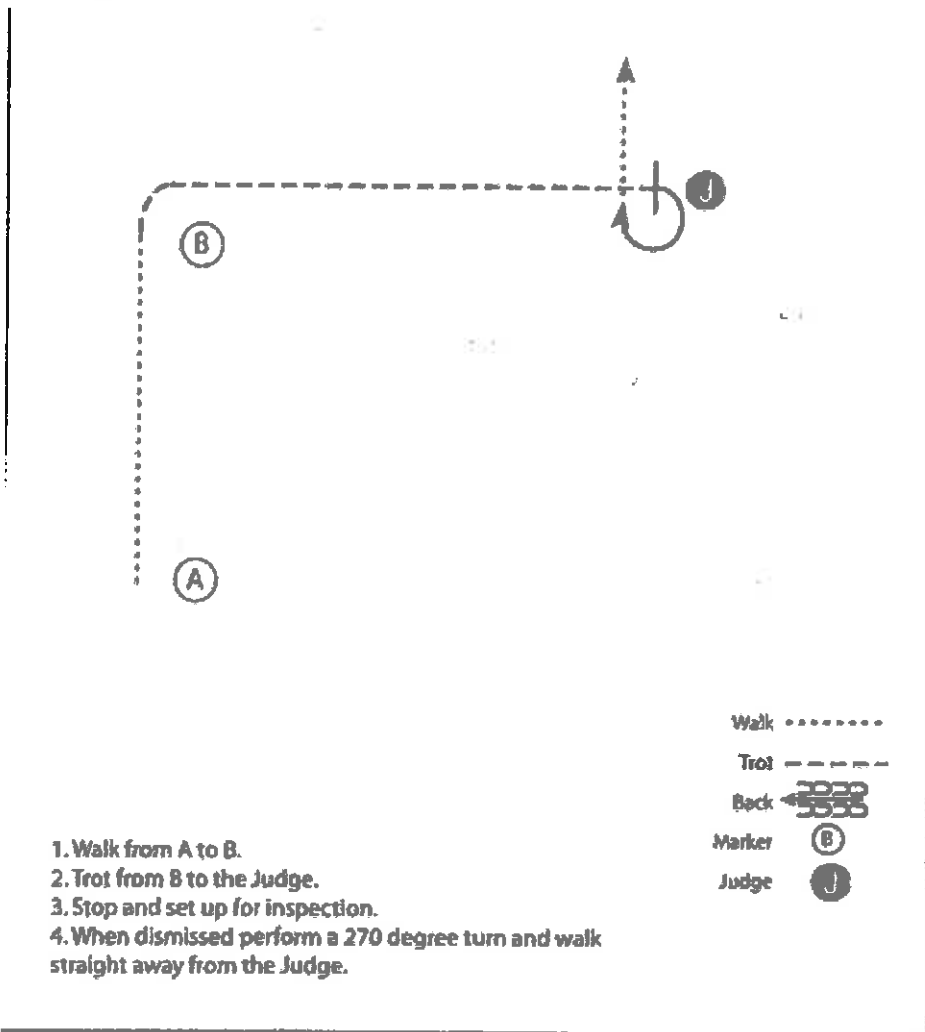
Western Showmanship

CLASS 76, 77, 78, 79, 80

81, 82, 83

Ages, 14, 13, 12, ¹¹10, 9, 8

Jr Equine 8 to 19



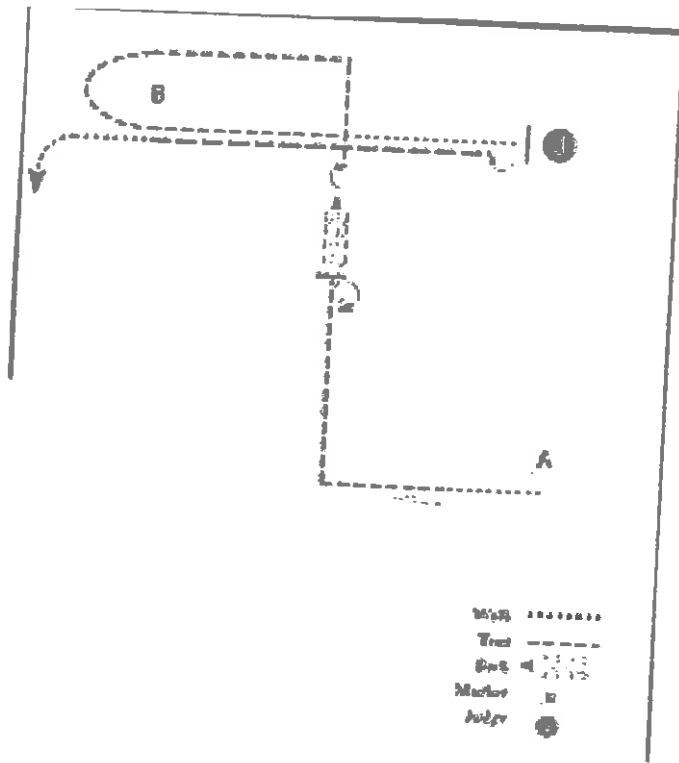
GRAND CHAMPION AND RESERVE CHAMPION

WESTERN SHOWMANSHIP

15 & UP

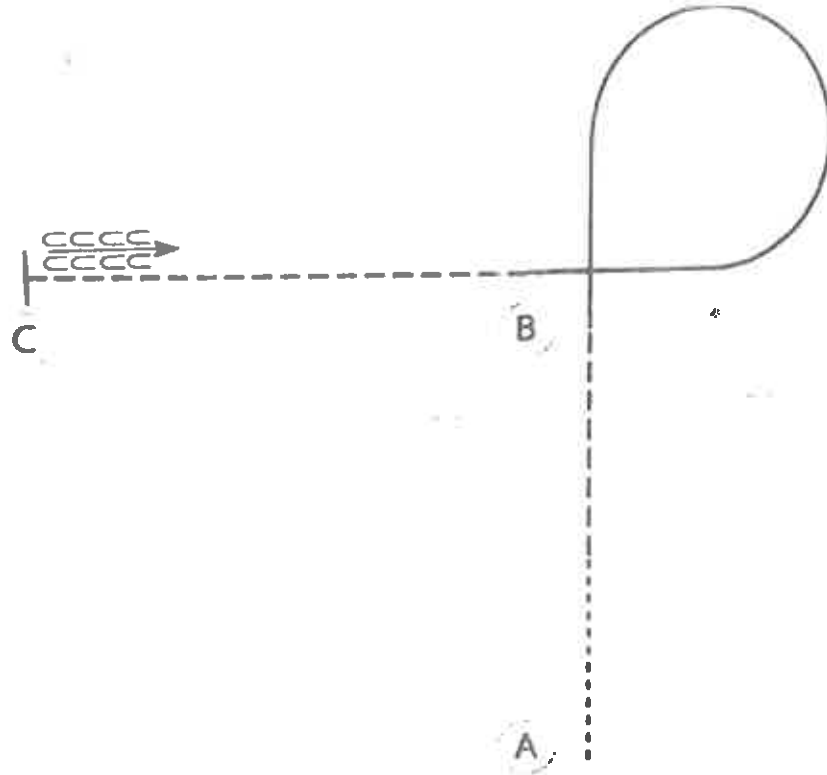
CLASS 84

1. Be ready at A
2. Walk to horse length
3. Pick up trot. Trot (1/2) halfway to judge as shown in pattern
4. Perform 180
5. Back 6 Steps
6. Pick up trot. Trot around B as shown in pattern.
7. Trot (1/2) halfway drop to walk, walk to judge, stop. Set up for inspection
8. When dismissed perform 180 degree. Trot straight away
9. When even with B drop to walk as shown in pattern
10. Walk and follow ring person direction



GRAND CHAMPION AND RESERVE CHAMPION WESTERN SHOWMANSHIP

8 TO 14
CLASS 85



Be ready at A.

1. Walk from A halfway to B.
2. Jog the rest of the way to B.
3. Lope a circle to the right.
4. Jog from B to C.
5. Stop at C and back one horse length.

Retire to the rail or line up at a jog.

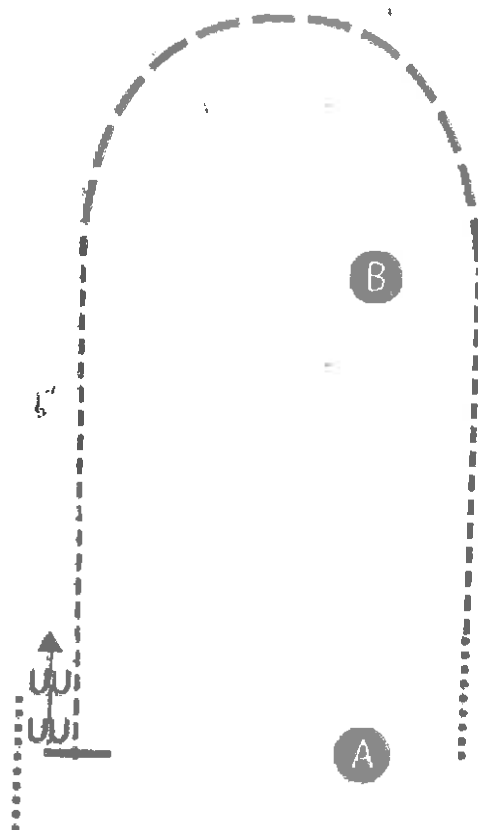
Walk	-----
Jog	-----
Extended Jog	-----
Lope	=====
Lead Change	
Back	
Marker	

CLASS 112
PONYMANSHIP

WALK / TROT

EXHIBITORS

13 & UP



Ready at A

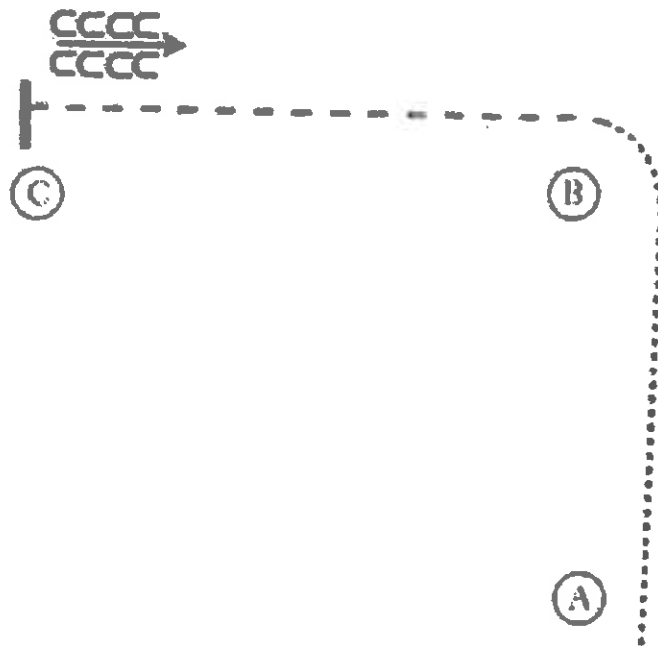
1. Walk two horse lengths from A and jog to B
2. Extended jog 1/2 circle until even with B
3. Slow to jog and stop when even with A
4. Back one horse length and exit at walk

CLASS 113
PONYMANSHIP

WALK / TROT

EXHIBITORS

8 - 12



1. Walk A to B
2. Jog B to C
3. At C stop and back

Walk
Jog	-----
Extended Jog	-----
Lope	—————
Leg Yield	
Lead Change	↙↘
Back	←CCCC
Marker	(B)
Sidepass	←-----←

CLASS ~~112~~ ~~113~~ 114

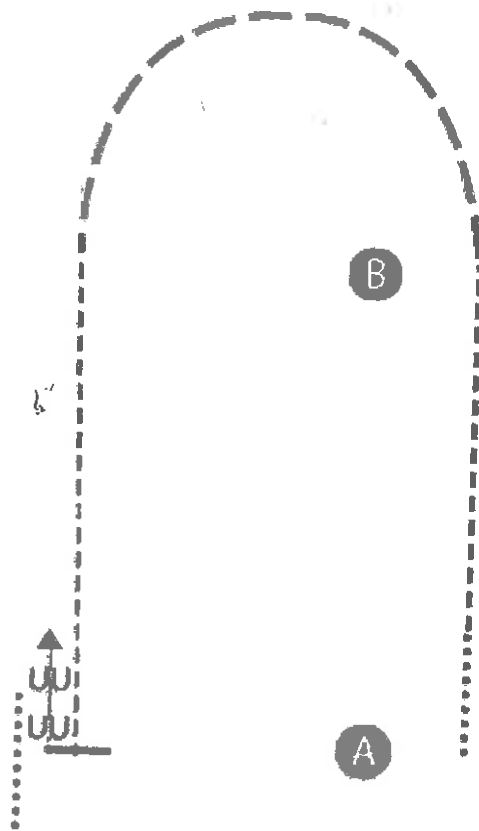
GRAND CHAMPION & RESEVRE GRAND CHAMPION

HORSEMANSHIP

EXHIBITORS 8 - 14

STOCK, DRAFT, GAITED

WALK / TROT

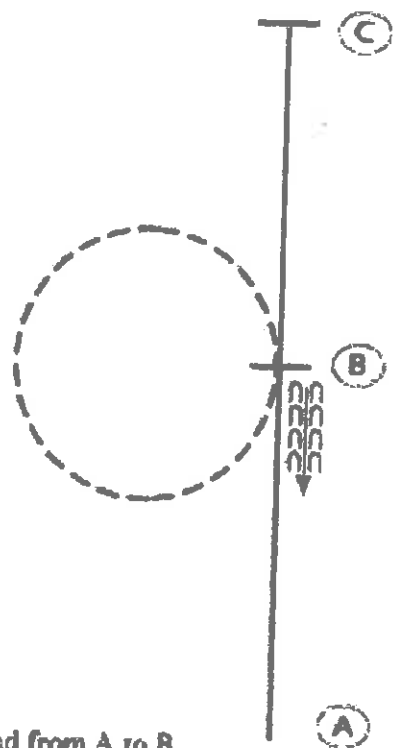


Ready at A

1. Walk two horse lengths from A and jog to B
2. Extended jog 1/2 circle until even with B
3. Slow to jog and stop when even with A
4. Back one horse length and exit at walk

PONYMANSHIP
 WALK / TROT / LOPE
 EXHIBITORS

13 & UP, 8 - 12
 CLASS 115 & 116



Be ready at A.

1. Lope on the right lead from A to B.
2. Break to a jog at B and jog a circle to the left.
3. Stop at B.
4. Back one horse length at B.
5. Lope on the left lead to C.
6. Stop at C.

Follow the instructions of your ring steward.

- Walk -----
- Jog - - - - -
- Extended Jog - - - - -
- Lope _____
- Leg Yield |||||
- Lead Change ~~|||||~~
- Back ← |||||
- Marker (B)
- Sidepass ← - - - - -

GRAND CHAMPION & RESERVE CHAMPION

PONYMANSHIP

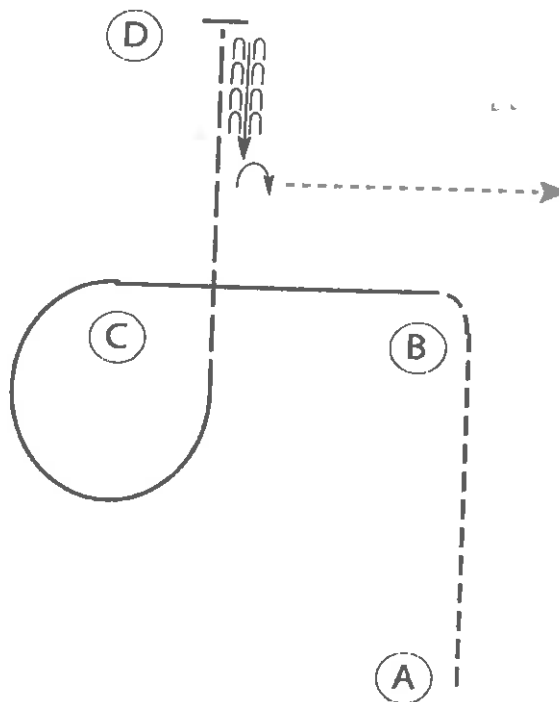
WALK / TROT / LOPE

EXHIBITORS

8 TO 19

CLASS 117A

117



Be ready at A.

1. Jog to and around B.
2. Lope on the left lead from B to and around C.
3. Extended jog from C to D.
4. Stop at D and back approximately one horse length.
5. Turn 90 degrees to the right on the hindquarters and walk out.

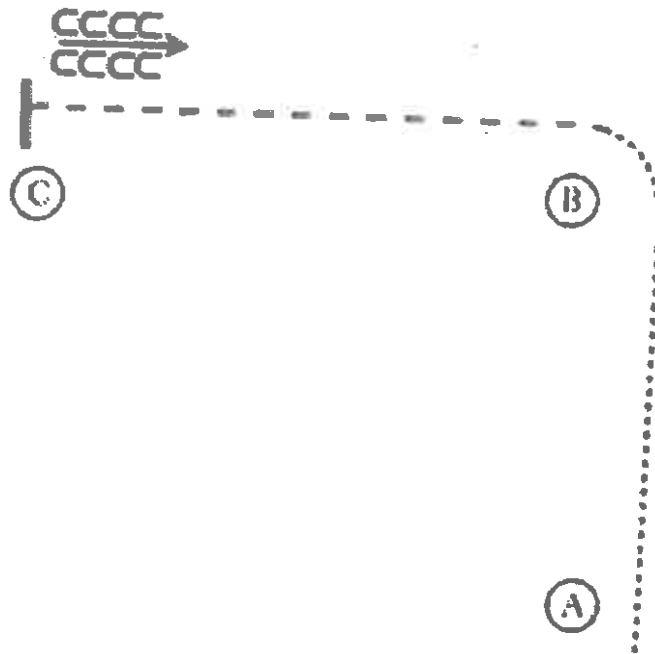
Follow the directions of your ring steward.

Walk	-----
Jog	- - - - -
Extended Jog	- - - - -
Lope	—————
Lead Change	———/———
Back	←←←←←
Marker	Ⓚ

Horsemanship

Walk/Trot

Class 119 12-14
120 8-11
121 8 & up Draft
118 15 & up



1. Walk A to B
2. Jog B to C
3. At C stop and back

Walk
Jog	-----
Extended Jog	-----
Lope	—————
Leg Yield	
Lead Change	—/—
Back	← 3333
Marker	ⓑ
Sidepass	←———←

CLASS 122

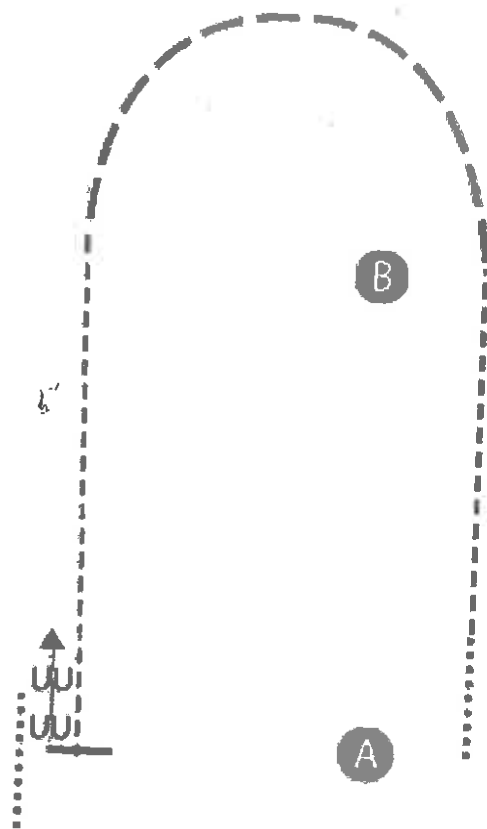
GRAND CHAMPION & RESEVRE GRAND CHAMPION

HORSEMANSHIP

EXHIBITORS 8 - 14

STOCK, DRAFT, GAITED

WALK / TROT



Ready at A

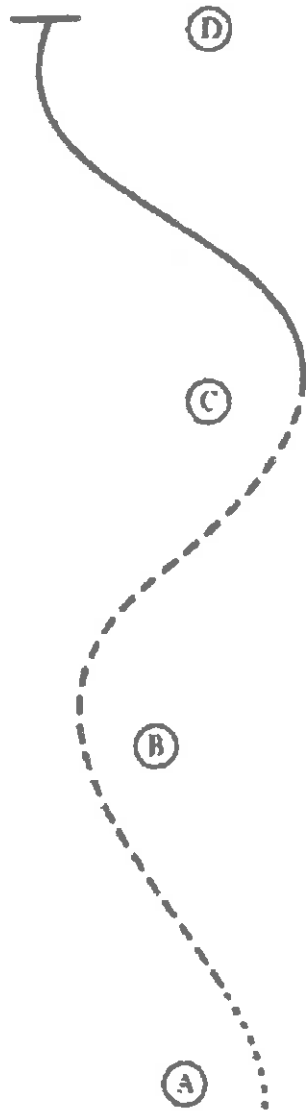
- 1 Walk two horse lengths from A and jog to B
2. Extended jog 1/2 circle until even with B
3. Slow to jog and stop when even with A
4. Back one horse length and exit at walk

Horsemanship

Walk/Trot/Lope

Class 123 Gaited Exhibitors 8-19

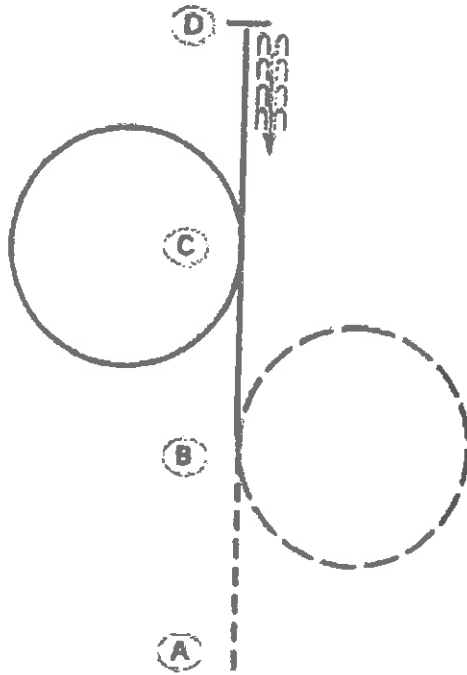
Class 124 Draft 8 & Lyp



1. At A walk two strides
2. Jog to C
3. At C lope on the right lead to D
4. At D stop

Walk
Jog	-----
Extended Jog	—————
Lope	—————
Leg Yield	
Lead Change	↗ ↘
Back	←←←←
Marker	⊙
Sidepass	←- - - - ←

Horsemanship
 Walk/Trot/Lope
 Draft, Gaited, Stock Horses
 Class 125 17 & up
 126 15 & 16



Be ready at A.

1. Jog from A to B.
2. Extend the jog in a circle to the right at B.
3. Lope on the left lead to C and circle to the left.
4. Continue to lope to D.
5. Stop and D and back one horse length.

Retire to the rail or line up at a jog.

Walk	-----
Jog	-----
Extended Jog	-----
Lope	-----
Leg Yield	
Lead Change	↘
Back	← 5555
Marker	⊙
Sidepass	← ... →

Horsemanship

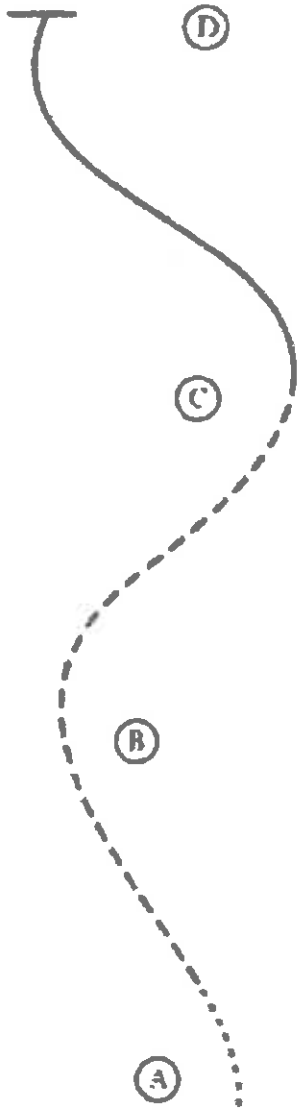
Walk/Trot/Lope

Stock Horses

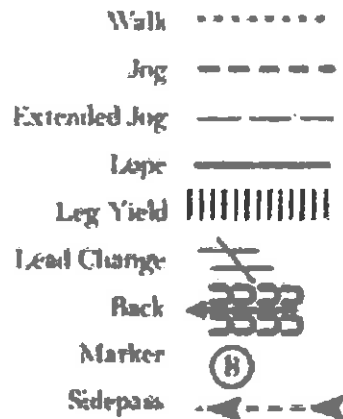
Class 127 13 & 14

128 11 & 12

129 8 & 10



1. At A walk two strides
2. Jog to C
3. At C lope on the right lead to D
4. At D stop



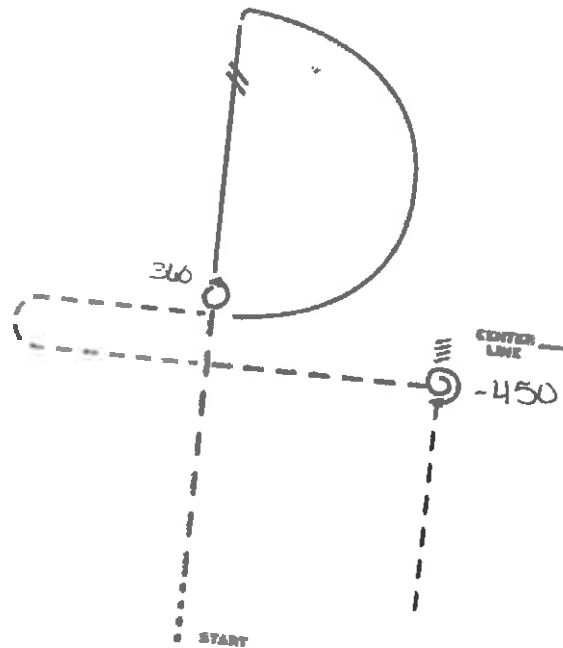
CLASS 130
GRAND CHAMPION & RESERVE GRAND CHAMPION

HORSEMANSHIP

WALK / TROT / LOPE

DRAFT, GAITED, STOCK HORSES

EXHIBITORS 15 & UP



|| Switch leads

≡ Back

... Forward Walk

--- Jog

--- extended jog

⊙ 360

⊙ 450

— Lope

1. Forward walk, extended jog, stop
2. Perform 360 to left
3. Pick up left lead
4. Change leads (Simple or Flying)
5. Right lead 1/2 circle

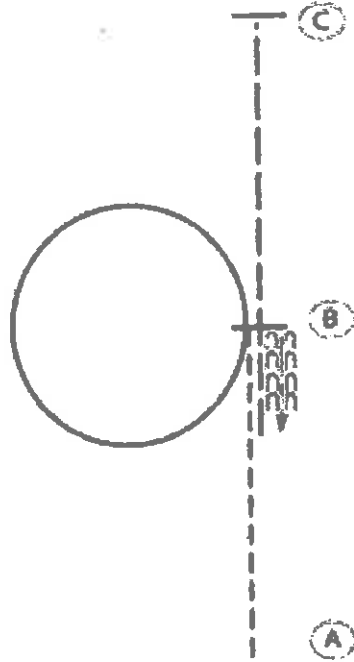
6. Break to jog path as shown
7. Past center line extended jog
8. Stop
9. 1 1/4 turn right (450) degree
10. Back 1 horse length, exit at a jog and follow ring person instruction

CLASS 131
GRAND CHAMPION & RESERVE GRAND CHAMPION

DRAFT, GAITED, STOCK HORSES

WALK / TROT / CANTER

EXHIBITORS 8 - 14



Be ready at A.

1. Jog from A to B.
2. Lope a circle to the left on the left lead.
3. Stop at B.
4. Back one horse length at B.
5. Extend the jog to C.
6. Stop at C.

Follow the instructions of your ring steward.

Walk	-----
Jog	- - - - -
Extended Jog	— — — —
Lope	—————
Leg Yield	
Lead Change	↘
Back	← ← ←
Marker	⊙
Sidepass	←