

# Branch County Fair

Gymkhana

17 & up  
15 & 16  
13-14

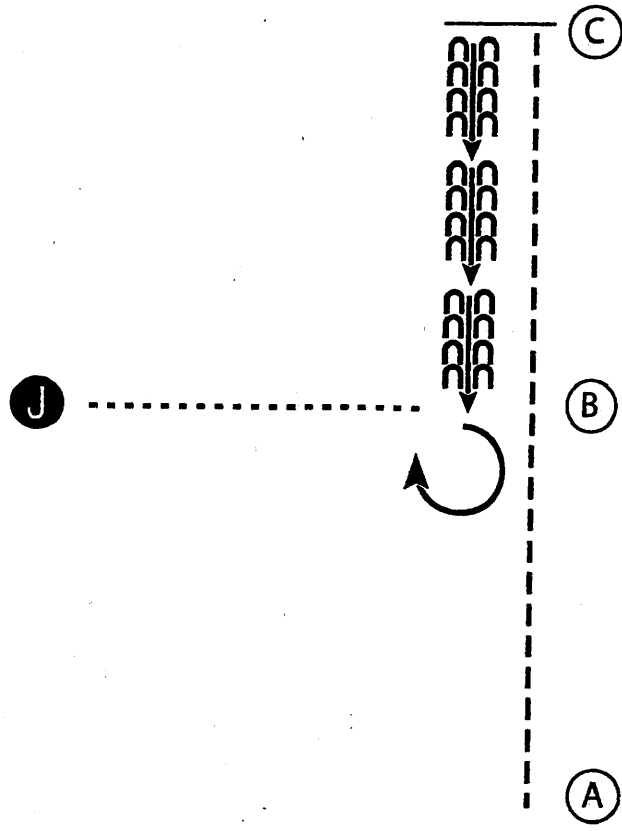
147,148,149

Showmanship

Show Date:

www.HorseShowPatterns.com

www.HorseShowPatterns.com



1. Trot from A to C.
2. Stop at C.
3. Back to B.
4. Perform a 270 degree turn.
5. Walk to the judge and set up for inspection.
6. When dismissed walk to line-up.

Walk .....  
 Trot - - - - -  
 Back ← C C C C C  
 Marker (B)  
 Judge (J)

Pattern Provided by:

[S/1-3]

11-12  
8-10

# Branch County Fair

Gymkhana

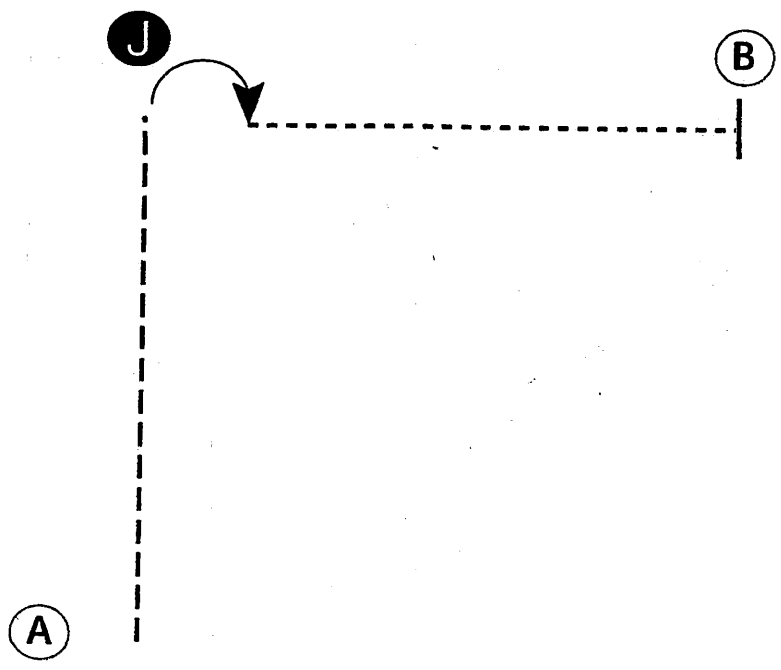
CLASSES 150,151

Showmanship

Show Date:


w w w . H o r s e S h o w P a t t e r n s . c o m

w w w . H o r s e S h o w P a t t e r n s . c o m



Be ready at A.

1. Trot from A to Judge.
2. Stop and set up for inspection.
3. When dismissed, perform a 90 degree turn.
4. Walk away from judge to B.
5. Stop at B.
6. Follow the instructions of your ring steward.

Walk -----  
 Trot - - - - -  
 Back ←   
 Marker (B)  
 Judge (J)

Pattern Provided by:

[S/WT-8]

15440  
8:014

# Branch County Fair

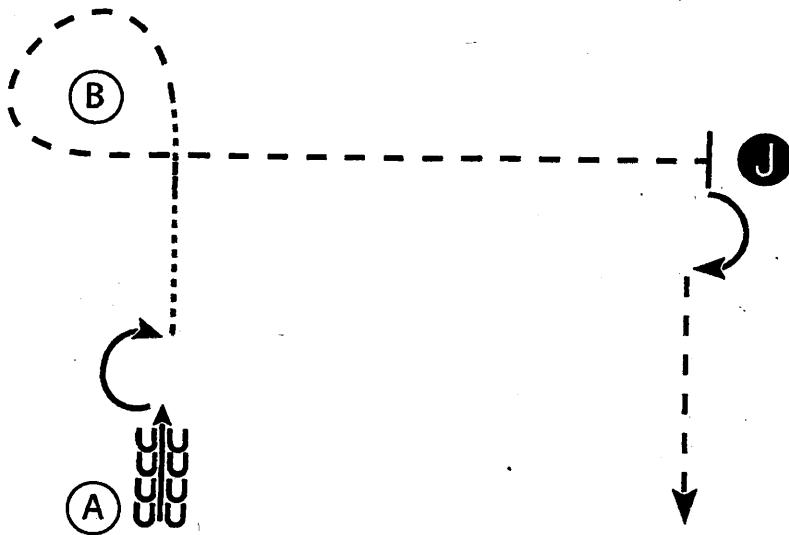
CLASSES-152,153

Grand & Reserve

Gymkhana Showmansky Show Date:

w w w . H o r s e S h o w P a t t e r n s . c o m

w w w . H o r s e S h o w P a t t e r n s . c o m



1. At A back 4 steps
2. Perform a 180 degree turn
3. Walk to B
4. At B trot around B and to the judge, set up for inspection
5. When dismissed perform a 90 degree turn and trot straight away from the judge

Walk .....  
 Trot - - - - -  
 Back ← 3333  
           5555  
 Marker (B)  
 Judge (J)

Pattern Provided by:

[S/2-1]

Gymkhana  
Horsemanship

Grand & Reserve  
15 & up  
8 to 14

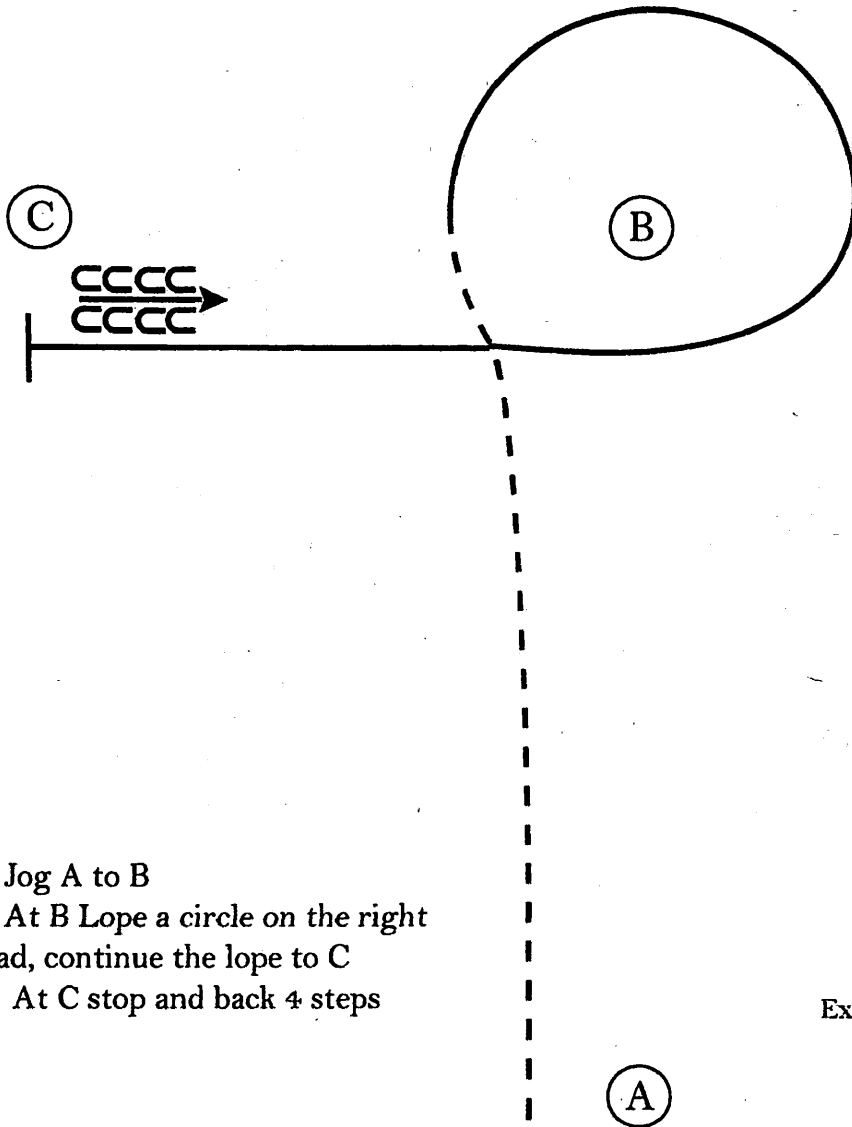
# Branch County Fair

CLASSES - 159,160

Show Date:

www.horsheshowpatterns.com

www.horsheshowpatterns.com



1. Jog A to B
2. At B Lope a circle on the right lead, continue the lope to C
4. At C stop and back 4 steps

Walk	.....
Jog	-----
Extended Jog	-----
Lope	—————
Leg Yield	
Lead Change	↘
Back	← CCCC CCCC
Marker	⊙ B
Sidepass	←-----→

[WH/1-7]

Pattern Provided by: