

BRANCH COUNTY

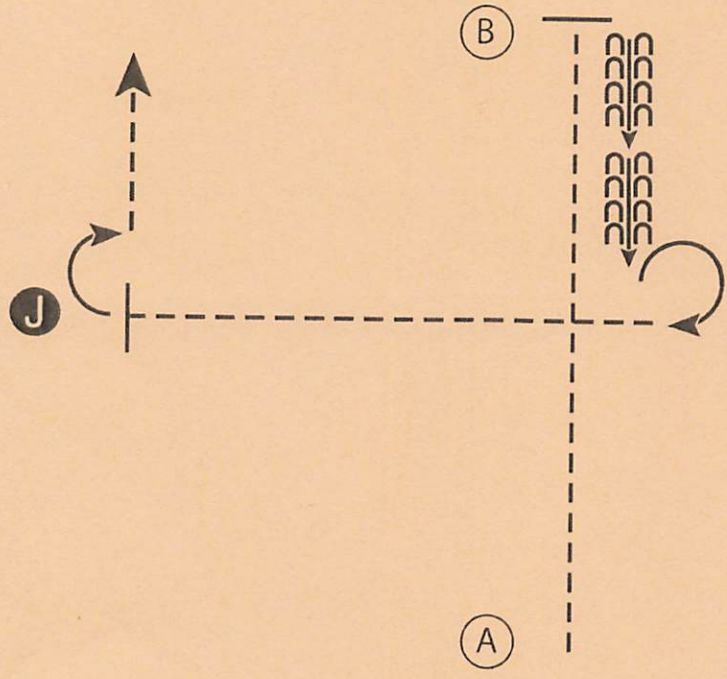
SMALL ANIMAL SHOWMANSHIP SWEEPSTAKES

Class 9

Show Date: 08-06-2023

www.HorseShowPatterns.com

www.HorseShowPatterns.com



1. Trot A to B
2. Stop at B and back halfway to A
3. Stop and perform a 270 degree turn
4. Trot to judge and set up for inspection
5. When dismissed perform a 90 degree turn and trot away from judge

Walk
Trot - - - - -
Back ← CCCC
Marker (B)
Judge (J)

[S/2-3]

Pattern Provided by:
Kathryn E. Disley

CLASSES
10, 11, 12

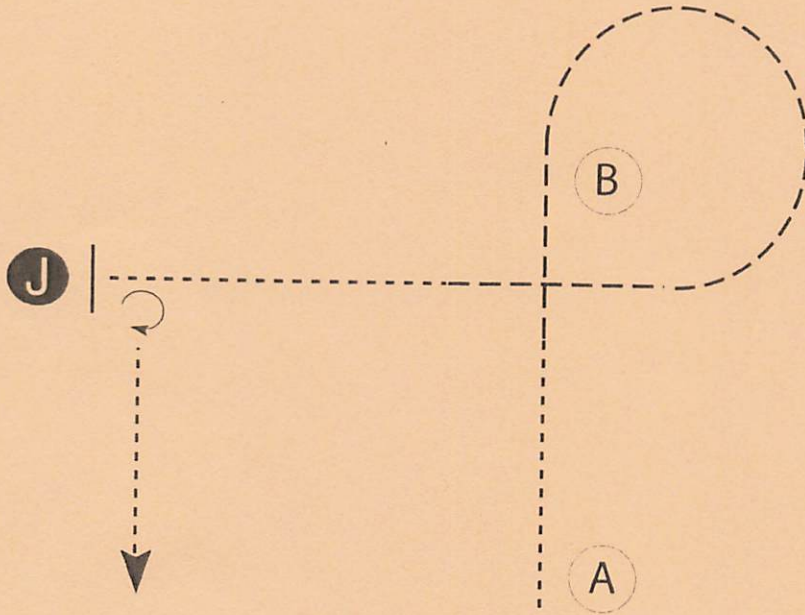
BRANCH COUNTY

SHOWMANSHIP (15 & UP; 12-14; 8-11) *Mini's*

Show Date: 08-06-2023

w w w . H o r s e S h o w P a t t e r n s . c o m

w w w . H o r s e S h o w P a t t e r n s . c o m



Be ready at A.

1. Walk halfway to B.
2. Trot to and around B as shown.
3. When just past B, walk to Judge and set up for inspection.
4. When dismissed, perform a 270 degree turn and trot away.

Follow the instructions of your ring steward.

Walk	-----
Trot	- - - - -
Back	←
Marker	ⓑ
Judge	ⓐ

[MHP/S-5]

Pattern Provided by:
Kathryn E. Disley

BRANCH COUNTY

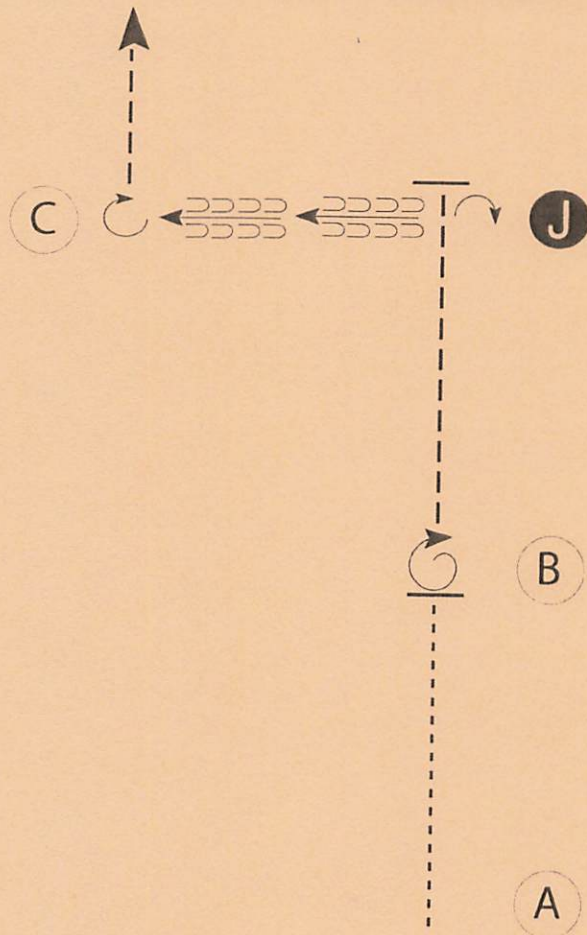
GRAND CHAMPION AND RESERVE SHOWMANSHIP

CLASS 13

Show Date: 08-06-2023


www.HorseShowPatterns.com

www.HorseShowPatterns.com



Be ready at A.

1. Walk A to B.
2. Stop at B and perform a 360 degree turn.
3. Trot until even with Judge.
4. Stop and perform a 90 degree turn; set up for inspection.
5. When dismissed, back to C.
6. Perform a 270 degree turn and trot straight away.

Walk -----
Trot - - - - -
Back ← 
Marker (B)
Judge (J)

Follow the instructions of your ring steward.

Pattern Provided by:

Kathryn E. Disley


[S/2-4]

DRIVING REINSMANSHIP

Classes 30, 31, 32, 33, 34, 35

ring.

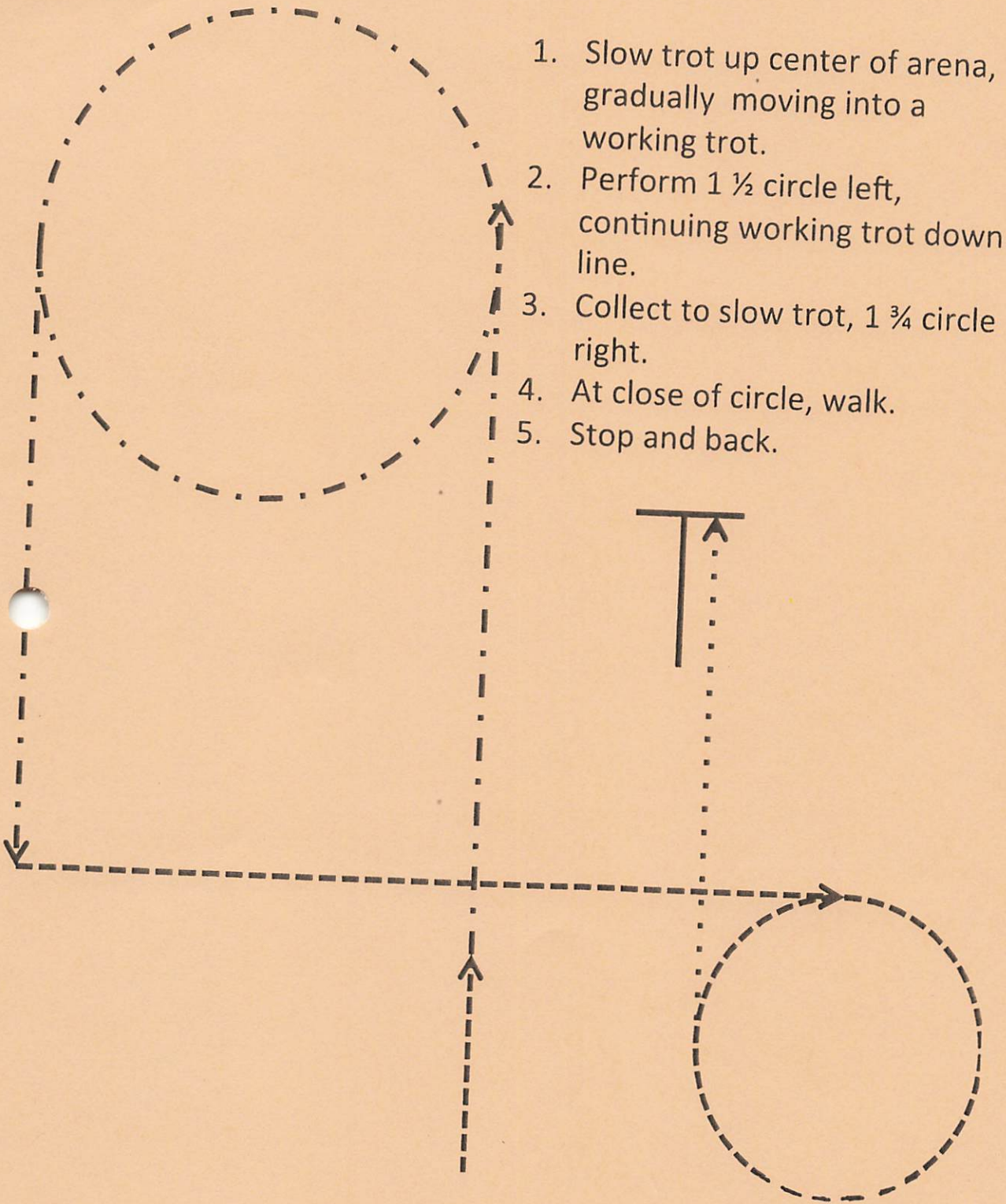
- E. Two methods of reinsmanship performance may be used as chosen by the judges:
1. Drivers are first judged as a group both ways of the arena at a walk, collected trot, halt, back, and working trot. Drivers are then asked to each do an individual "work off" or pattern set by the judge. When there is more than one judge for this class, a call judge is designated who will set the pattern. Pattern to be used is not posted prior to the class, but is conducted as directed verbally by the judge during the class. Once one of the patterns is chosen, the same pattern is driven by each participant in the class.
 - a. Perform a figure eight in the direction designated by the judge, with a salute at the beginning and end of the pattern. The start of the figure eight is in the middle of the eight facing the call judge.
 - b. Perform a serpentine at the direction of the judge with a salute at the beginning and end of the pattern. The finish of the pattern will be a halt facing the call judge with the wheel hub in line with the cone. Example follows.



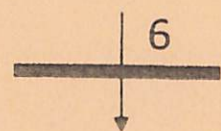
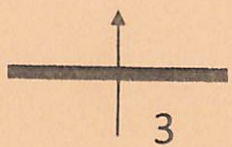

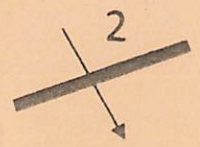
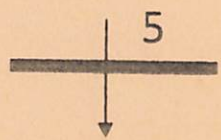
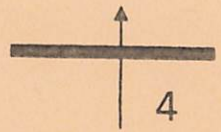
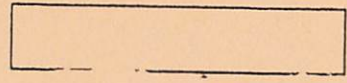
SHOW RULES

2. Drivers are asked to perform reinsmanship skills on the rail as a group. They will be asked, in addition to working both ways of the arena at a walk, collected trot, and working trot,

Reinsmanship Grand & Reserve



Miniature Horse In Hand Jumping
August 6, 2023
Class 18, 19, 20



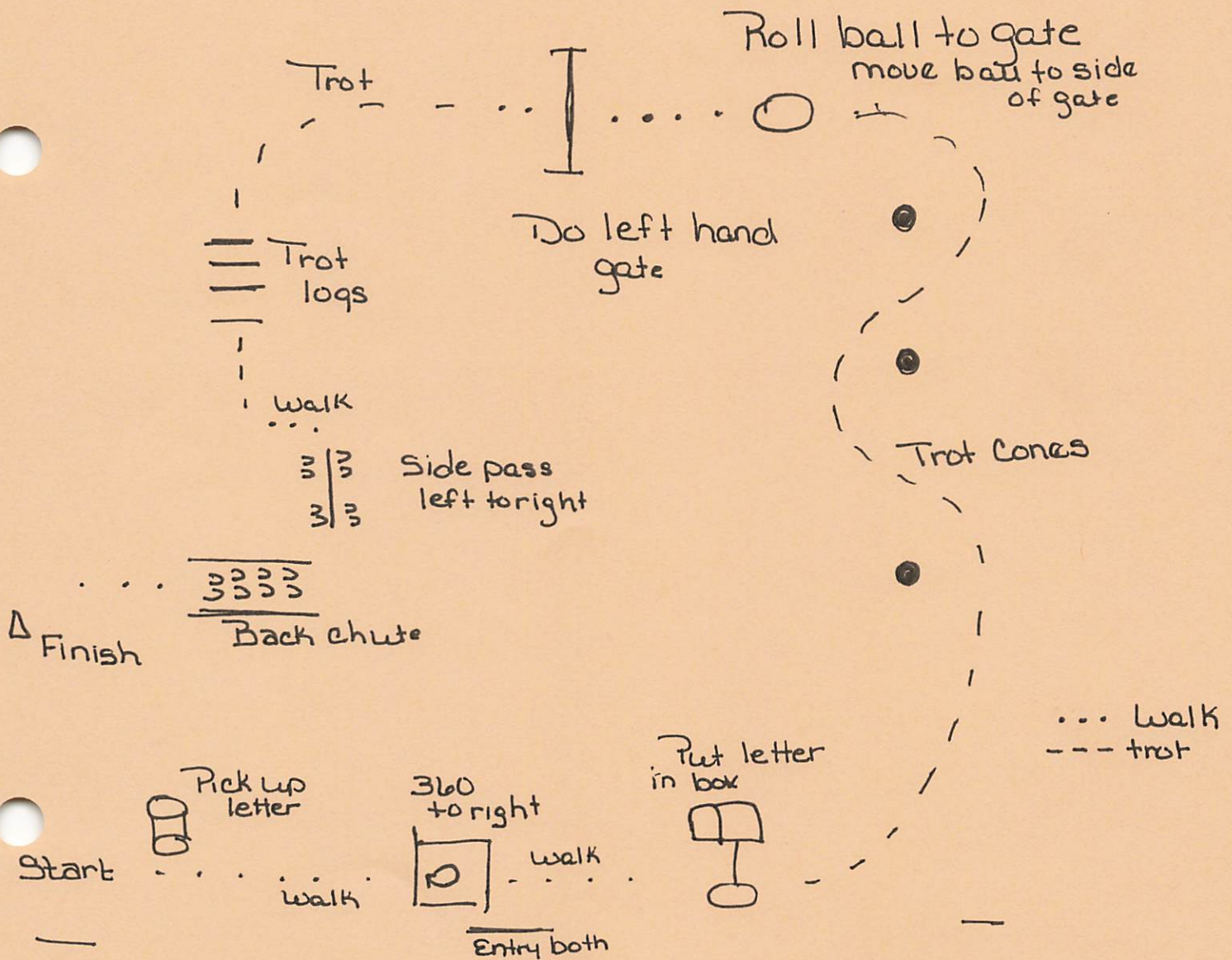
Entrance/Exit Gate

Fence Heights: 12-24"

In Hand Trail

Miniature Horse

CLASSES 41 Exhibitors 15 & up
 42 Exhibitors 12-14
 43 Exhibitors 8-11




In Hand Trail

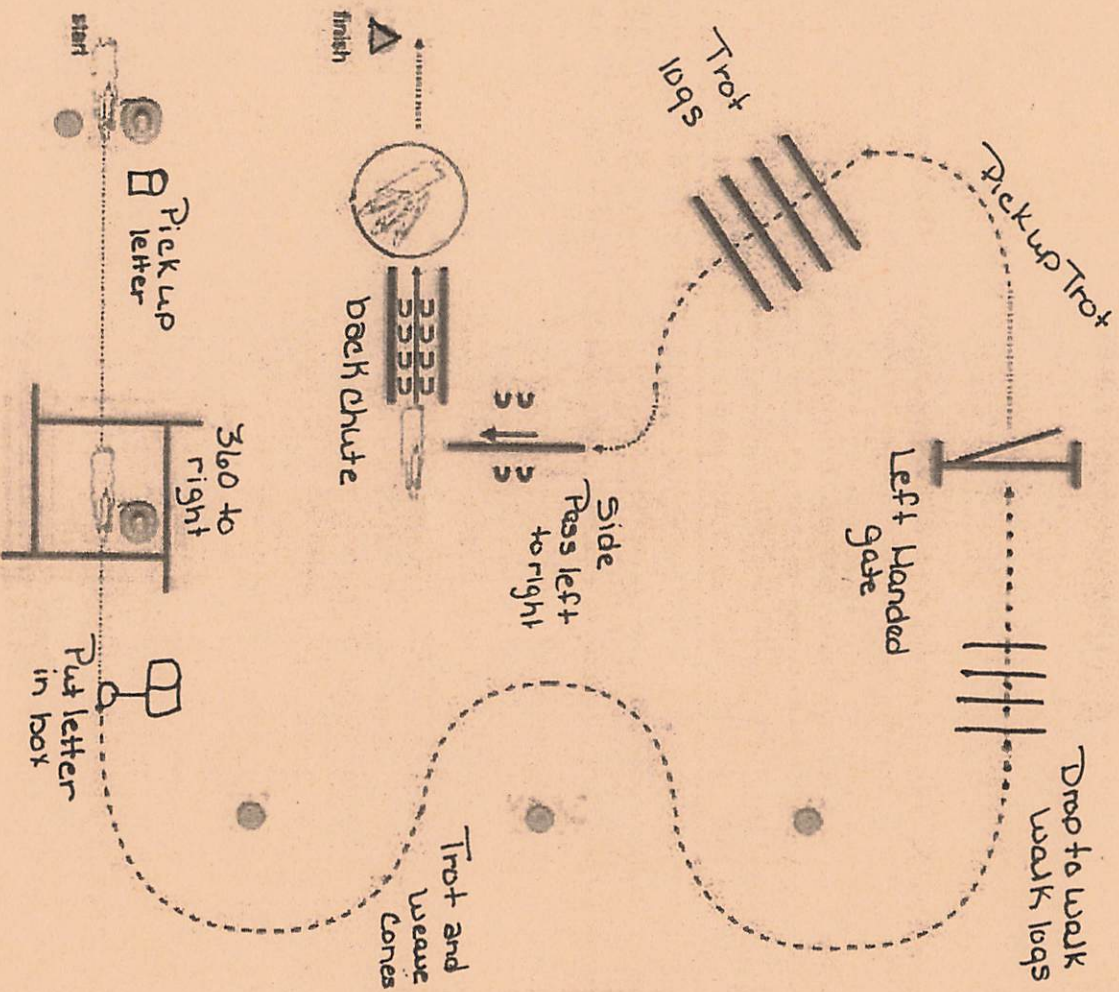
1. Pick up a letter on barrel
_____ 10pts
2. Walk to box, walk into box do 360 to right
_____ 10pts
3. Walk out of box and walk to mail box
put letter in the box.
_____ 10pts
4. Pick up trot and weave the cones
_____ 10pts.
5. Trot to ball and roll ball to gate.
at gate set ball to side of gate
_____ 10pts
6. Do a left handed gate.
_____ 10pts
7. Pick up trot and trot logs
_____ 10pts
8. Drop to a walk and side pass
log left to right
_____ 10pts
9. Back the chute walk to cone
you are finish.
_____ 10pts

Horse/Pony Driving Cone Class

Class 38
Class 39
Class 40



In Hand Performance Ponies and Horses CLASS 45 Ponies & 46 Horses



In Hand Performance

Ponies and Horses

CLASS: 45 Ponies & 46 Horses

1. Pick up a letter on barrel _____ 10pts
2. Walk to box, walk into box do 360
to right _____ 10pts
3. Walk out of box and walk to mail box
put letter in the box _____ 10pts
4. Pick up trot and weave the cones _____ 10pts
5. Drop to walk and walk over logs _____ 10pt
6. Do left handed gate _____ 10pts
7. Pick up trot and trot logs _____ 10pts
8. Drop to a walk and side pass log
left to right _____ 10pts
9. Back the chute walk to cone
you are finish _____ 10pts.